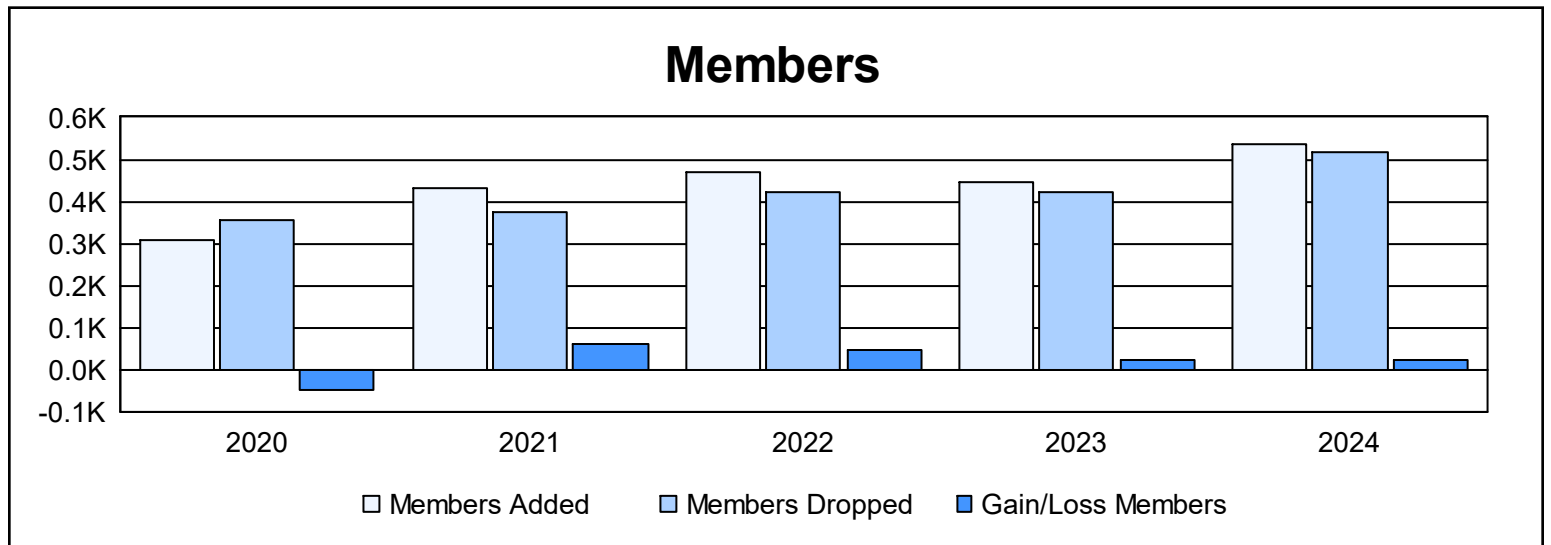
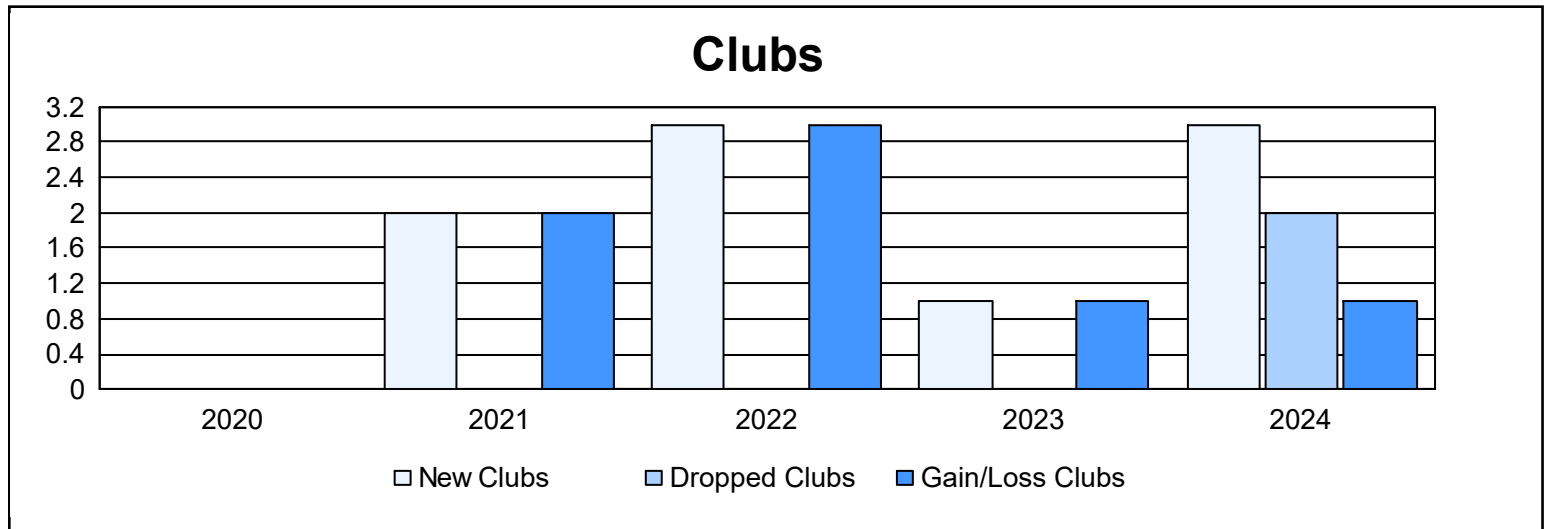
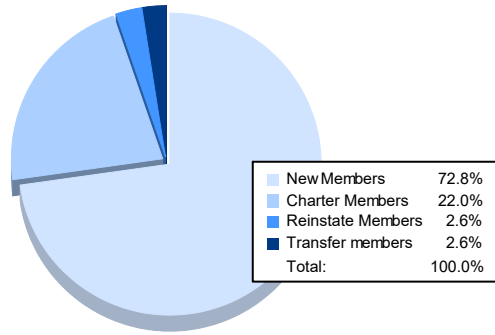


Year	New Clubs	Dropped Clubs	Gain/ Loss Clubs	New Members	Charter Members	Reinstate Members	Transfer Members	Total Member Added	Total Members Dropped	Gain/ Loss Members
2019-2020	0	0	0	279	1	24	2	306	353	-47
2020-2021	2	0	2	311	72	47	3	433	372	61
2021-2022	3	0	3	333	122	10	5	470	422	48
2022-2023	1	0	1	393	25	17	11	446	424	22
2023-2024	3	2	1	391	118	14	14	537	515	22
<b>Average</b>	<b>2</b>	<b>0</b>	<b>1</b>	<b>341</b>	<b>68</b>	<b>22</b>	<b>7</b>	<b>438</b>	<b>417</b>	<b>21</b>



### Membership Composition June 2024 Cumulative



### Gender Composition June 2024 Cumulative

